


# TradingView user guide (OANDA Corporation)

## Prerequisites

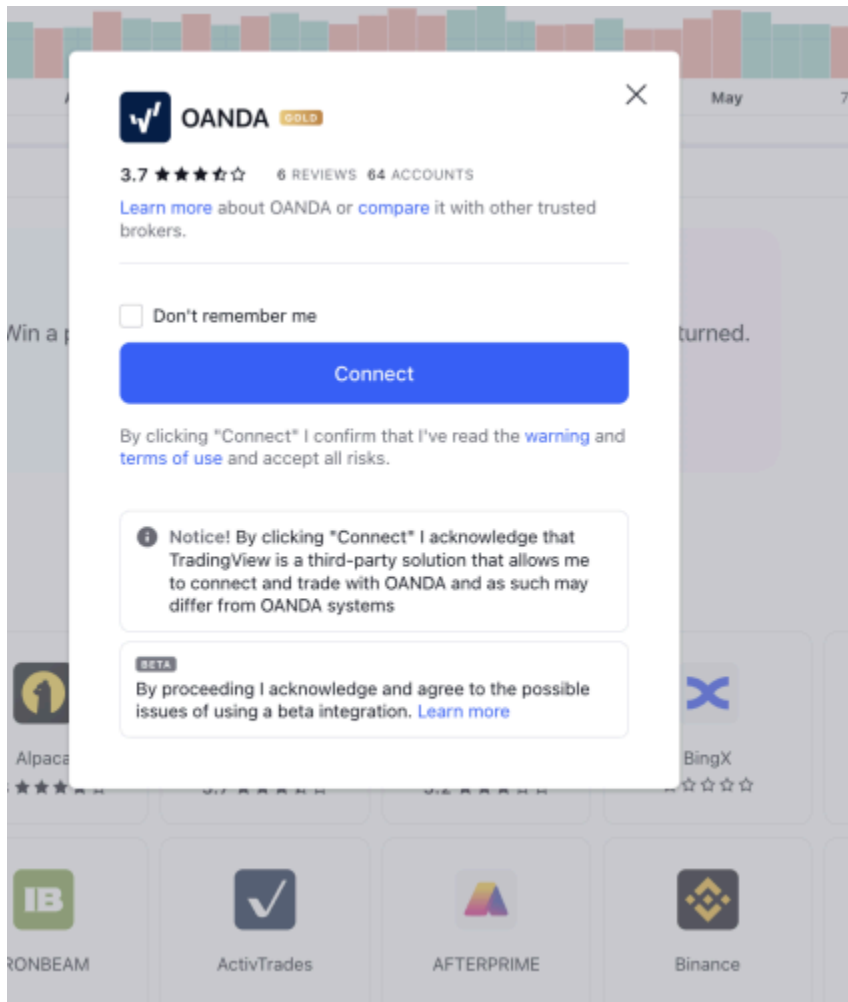
1. You must have a TradingView account.
2. You must have an OANDA live account.

## How to log in

1. Go to the [TradingView website](#) and log in with your TradingView account credentials.
2. Navigate to the [OANDA broker page](#).
3. Select **TRADE** near the right-hand side of the screen.



4. Click on **Connect**.



5. Enter your OANDA email address and password. Next, click on **Sign in**.  
You must ignore the **Continue with one-key login** and **Login for OANDA EU and TMS clients** options.
6. Go to **Products > Supercharts**.  
You will notice OANDA at the bottom of the screen.



## How to switch sub-accounts?

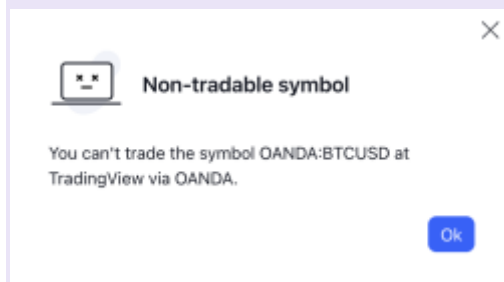
In the **Supercharts** view, at the bottom of the screen, all your demo and live sub-accounts will be listed in a dropdown list next to OANDA. You can select the sub-account you require for trading.



## Which instruments can I trade on?

OANDA Corporation clients can trade on only forex instruments. Spot crypto is not available for trading on TradingView.

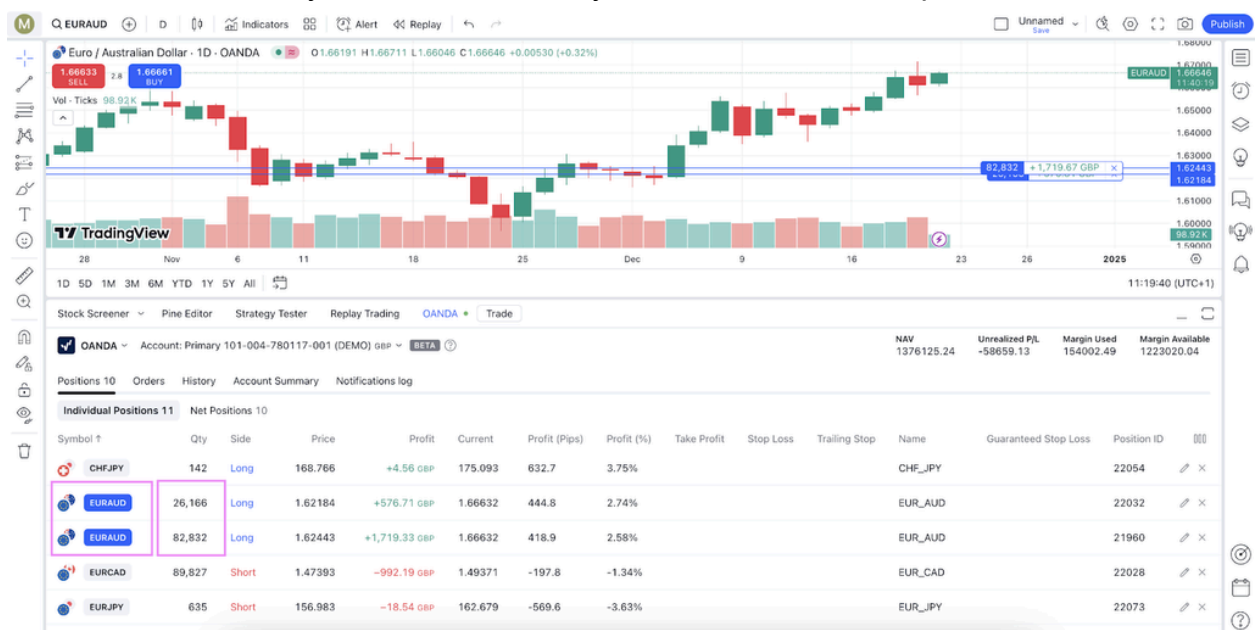
Due to system limitations, the symbols list may contain non-tradeable symbols that should be ignored. When you try to trade on non-tradeable symbols, you will notice the following message:



## How can I check the history of my trades and orders?

In the **Supercharts** view, at the bottom of the screen, you will notice the following options:

In the **Positions** tab, you will find a list of your individual and net positions.



- 1.
2. In the **Orders** tab, you will find a list of your orders.

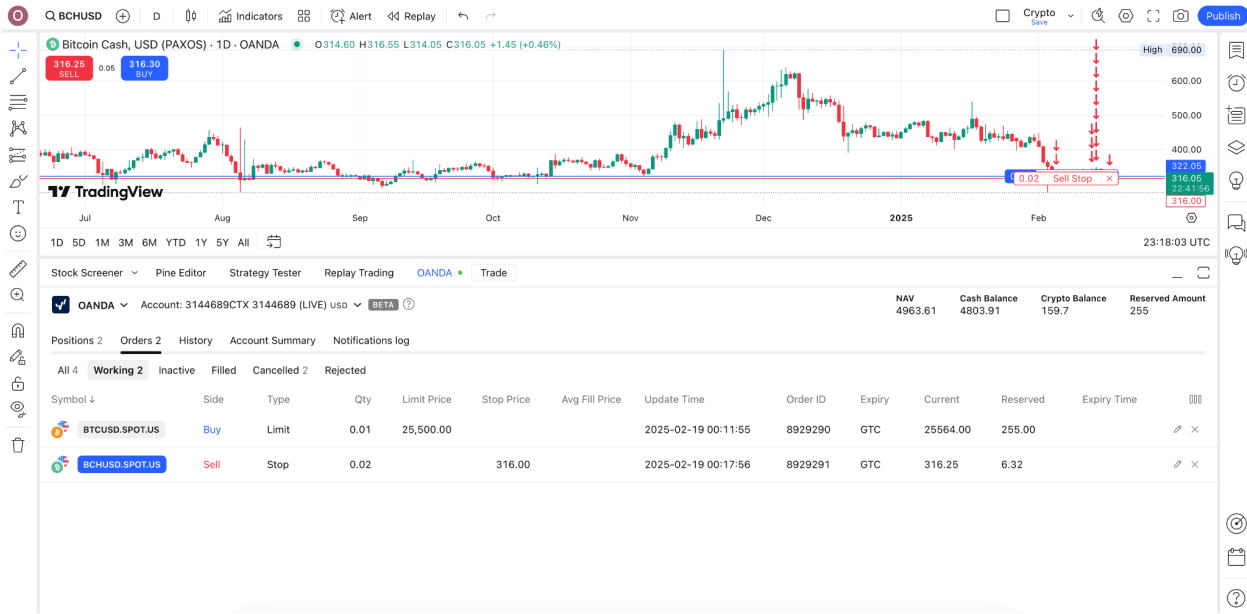
OANDA Account: test3 101-004-19241931-005 (DEMO) usd BETA

NAV 47.19 Unrealized P/L 23.67 Margin Used 15.59 Margin Available 31.7

Positions 6 Orders 8 History Account Summary Notifications log

All 8 Working 5 Inactive 3 Filled Cancelled Rejected

Symbol	Side	Type	Qty	Limit Price	Stop Price	Take Profit	Stop Loss	Trailing Stop	Avg Fill Price	Status	Update Time	Order ID	Expiry	Name	Current	Guaranteed Stop Loss	Expiry Time	Dista	
EURUSD	Sell	Stop Loss	22		1.00000					Inactive	2021-11-17 18:02:11	SL307		EURUSD					
EURUSD	Sell	Stop Loss	31		1.00000					Inactive	2021-11-17 18:06:34	SL309		EURUSD					
EURUSD	Sell	Trailing Stop	51		1.10000					Inactive	2021-11-17 18:45:57	TS316		EURUSD					
BCOUSD	Sell	Trailing Stop	1		77.925					Working	2024-05-24 15:01:28	1263		BCOUSD					
EURUSD	Buy	Stop	51		1.20000			1.10000		Working	2021-11-17 18:45:57	316	GTC	EUR_USD	1.08745			112E	
EURUSD	Buy	Stop	41		1.20000					Working	2021-11-17 18:08:13	312	GTC	EUR_USD	1.08745			112E	
EURUSD	Buy	Stop	31		1.20000		1.00000			Working	2021-11-17 18:06:34	309	GTC	EUR_USD	1.08745			112E	
EURUSD	Buy	Stop	22		1.20000		1.00000			Working	2021-11-17 18:02:11	307	GTC	EUR_USD	1.08745			112E	



In the **Account Summary** tab, you will find the **Account Summary** and **Closed Trades** sections.

OANDA

Account: test3 101-004-19241931-005 (DEMO) USD

USD

NAV

47.16

Unrealized P/L

23.65

Margin Used

15.58

Margin Available

31.68

Positions 6

Orders 8

History

Account Summary

Notifications log

Account Summary











NAV	Unrealized P/L	Balance	Realized P/L	Position Value	Margin Used	Margin Available	Leverage
47.16	23.65	23.52	-935.39	163.73	15.58	31.68	N/A

Closed Trades

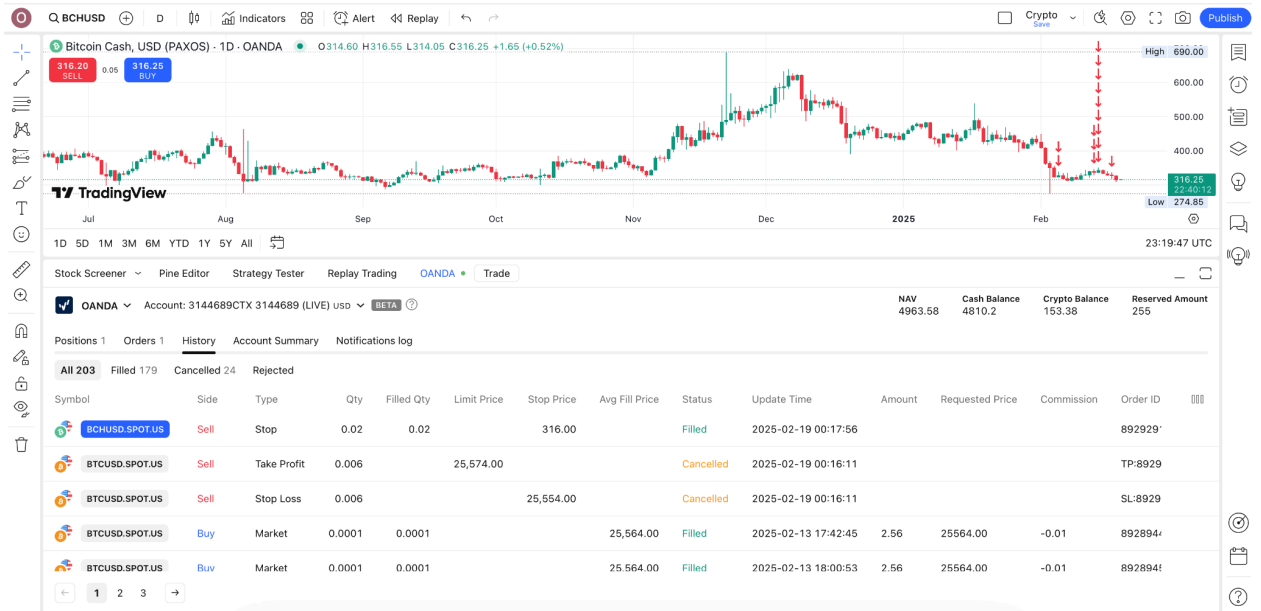
Symbol	Name	Side	Quantity	Price	Profit	Deal Id	Time	Reason
BCOUSD	BCO_USD	Sell	1	81.309	0.001	1259	Fri, 24 May 2024 13:01:10 GMT	Market Close
BCOUSD	BCO_USD	Sell	1	81.298	-0.061	1253	Fri, 24 May 2024 13:00:36 GMT	Market Close
BCOUSD	BCO_USD	Sell	1	81.288	-0.151	1250	Fri, 24 May 2024 13:00:34 GMT	Market Close
BCOUSD	BCO_USD	Sell	1	81.329	0.272	1242	Fri, 24 May 2024 12:55:23 GMT	Stop Loss
BCOUSD	BCO_USD	Sell	1	81.017	-0.03	1237	Fri, 24 May 2024 12:52:42 GMT	Market Close
EURUSD	EUR_USD	Sell	1	1.08016	-0.0002	1198	Tue, 14 May 2024 12:51:37 GMT	Market Close
CORNUSD	CORN_USD	Sell	1	4.244	-0.189	1167	Fri, 19 Apr 2024 14:58:49 GMT	Market Close

3.

In the **History** tab, you will find sub-tabs for **All**, **Filled**, **Cancelled** and **Rejected** orders. The **History** tab does not provide information about daily financing, deposits, withdrawals and order modifications. You can find this information on OANDA platforms.

OANDA - Account: test3 101-004-19241931-005 (DEMO) USD - <span>100%</span>													NAV 47.17	Unrealized P/L 23.66	Margin Used 15.59	Margin Available 31.69	
Positions 6		Orders 8	History	Account Summary		Notifications log											
All 158		Filled 112	Cancelled 46		Rejected												
Symbol	Side	Name	Type	Qty	Filled Qty	Limit Price	Stop Price	Avg Fill Price	Status	Take Profit Price	Stop Loss Price	Comission	Update Time	Guaranteed Stop Loss	Order ID		
 EURUSD	Buy	EUR_USD	Market	10000	10000			1.18857	Filled			0	2021-06-18 15:01:06		4		
 EURUSD	Buy	EUR_USD	Stop	10000	0		1.17947		Cancelled		1.17947		2021-06-18 17:13:43		6		
 EURUSD	Buy	EUR_USD	Stop	10000	0		1.17605		Cancelled				2021-06-18 17:13:43		7		
 EURUSD	Buy	EUR_USD	Stop	10000	10000		1.19100	1.19100	Filled			0	2021-06-18 17:20:01		10		
 EURUSD	Buy	EUR_USD	Market	9000	9000			1.18658	Filled	1.28664		0	2021-06-18 17:46:49		11		
 EURUSD	Buy	EUR_USD	Limit	9000	0	1.28664			Cancelled	1.28664			2021-06-18 17:46:49		13		
 EURUSD	Buy	EUR_USD	Stop	9000	0		1.08658		Cancelled		1.08658		2021-06-18 17:46:49		14		
 EURUSD	Buy	EUR_USD	Market	5500	5500			1.18670	Filled			0	2021-06-18 17:47:17		15		
 EURUSD	Sell	EUR_USD	Market	14500	14500			1.18597	Filled			0	2021-07-09 13:05:51		41		
 EURUSD	Buy	EUR_USD	Market	1	1			1.18610	Filled			0	2021-07-09 13:06:08		45		

4.



5. In the **Notifications** log, you will find recently completed transactions.

## How to place an order

1. Analyze the prices on the charts.  
Note: The prices on the charts are only indicative (not tradeable). Indicative charts show possible price trends but not actual trade or execution prices.
2. Right-click anywhere on the chart.
3. Click on **Trade**. Next, click on **Create new order...**
4. Alternatively, you can place an order by clicking on the **Trade** button on the panel at the bottom of the screen.



5. In a ticket order window, you can:

- Depending on the account type, define the number of units or lots to buy or sell.
- Switch between **Market**, **Limit** or **Stop** order or
- Assign **Take Profit** and **Stop Loss**.

EURUSD, OANDA

Order

DOM

---

Sell

1.05244

0.8

Buy

1.05252

Market

Limit

Stop

---

Price

Ticks

1.05240

Ask - 12

Units

% risk

1

0.01

---

☐ Take Profit

75.0

1.05995

0.01

0.02

☐ Stop Loss

25.0

1.04995

0.00

0.01

Time in force

GTC

Buy

1 EURUSD @ 1.05240 LMT

EURUSD, OANDA



Order

DOM

Sell

1.05264

0.7

Buy

1.05271

Market

Limit

Stop

Price

Ticks

1.07816

Bid + 2552

Units

% risk

1

0.01

☐ Take Profit

75.0

1.08566

0.01

0.02

☐ Stop Loss

Pips

25.0

Price

1.07566

USD

0.00

%

0.01

Time in force

GTC

Sell

1 EURUSD @ 1.07816 LMT



6. Once you finish setting up your order, click on **Buy** or **Sell**.

1. Positions
- 2.
3. Stop Loss Take Profit

## How to get support for your queries?

For OANDA login inquiries, reach out to [OANDA's Customer Experience team](#).

For inquiries related to the TradingView features or functionalities, reach out to [TradingView support](#).